

Year 2

Summer 2

How to support your child's learning.

First follow the link (control and hover) [click here](#)

Mathematics

In mathematics, we will be working on using money. You could support your child by letting them make different amounts using coins and notes. Let them find the right coins to pay when they go to the shop or set up a shop with their



toys and play at being shop keepers. Encourage your child to sort different values of coins and apply skip counting (eg counting in 2s, 5s and 10s) to count the value of each type of coin. Explore different ways of making an amount eg 10p or 15p.

We will also be working on telling the time to the nearest 5 minutes. You could talk about the times things are happening or measure amounts of time using egg timers, kitchen timers etc. Try looking at both analogue and digital clocks and comparing them.



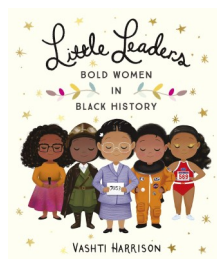
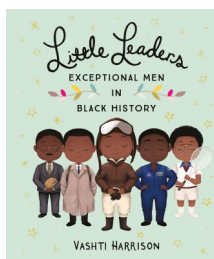



Reading

This half term we will be reading books about significant people and stories about people who have demonstrated resilience to achieve their goals.

We are looking at the book,

"Shaking things up" in class. Here

are some similar



books that you could share and talk about with your child.

Writing and Spelling

In English, our fiction unit is based on the book 'After the Fall' an epilogue relating to the classic nursery rhyme Humpty Dumpty.

You could support your child to draw their own story map and use it to retell the story. You could also look at some nursery rhymes and talk about the problems the characters have.

Maybe you could encourage your child to write their own story about what happens next to nursery rhyme characters.

During spelling lessons our focus will be homophones.


You could make sets of words that are

homophones and think of ways to remember what they mean. Ask your child to draw pictures to remember. Help your child to spell these words and practise writing sentences using the correct spelling of each word.



homophones

Two or more words having the same pronunciation but different meanings




sail



sale

Science

In science we are finding out about the basic needs of animals. You could visit a pet shop and see if you can find some leaflets to find out about how to look after your favourite pet. Support your child to make their own leaflet using subheadings, diagrams and captions to explain



how to look after a pet.

Why not visit the library and find books

about how to look after animals. Talk about what you have found out. What is the most important thing?

If you have a pet, think about what they need and see if you can write some instructions to help someone else look after them.



History

In History we will be finding out about Walter Tull.

You could support your child to use the computer to do some research to find out why Walter Tull was significant.

Celebrate differences and similarities and talk with your child about the word racism. You could find out about racism in sport and make a poster to help stop it.

You could help your child to find out about other sports people who have achieved their goals and collect some pictures of them. Find out about the Commonwealth Games, and find out about inspiring people who will be there.



Art

We will be finding out about the artist Paul Klee in our Art lessons. You could support your child to find some facts out about Paul Klee. Why is he significant?



We will be exploring colour mixing. Try mixing food colouring or coloured icing and decorating biscuits. Make different

coloured playdough using primary colours, then mix the colours to see

what happens.

Try making all the colours of the rainbow.

Use coloured ice cubes and watch the colours mix

as they melt.

