

Year 5

Summer 1

How to support your child's learning. First follow the link (control and hover) [click here](#)

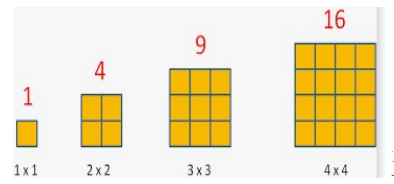
Mathematics

We will begin this half term by focusing on volume and how to calculate volume. ( length x depth x width). This will lead into our main focus of finding patterns by looking at primes, multiples , factors and square numbers.

prime numbers;

- 2 3 5 7 11 13 17
- 19 23 29 31 37 41
- 43 47 53 59 61 67
- 71 73 79 83 89 97

square numbers;



What can you do at home?


You could look out for prime / square numbers at home e.g. on the TV remote / page numbers in books. Make sure you say how you know it is a prime / square number!



Practice 7 and 12 x tables. Can

Reading

We are reading WONDER by R.J Palacio. Can you find out what inspired her to write this book?



Could you find another book by the same author at the library, bookshop or a section online?

You could look for similarities and differences between this and WONDER. Can you find any clues that tell you they are written by the same person?

Spelling

We are learning about the prefixes re, pre, anti, inter and sub.


You could keep an ongoing list of words that start with these prefixes. Each time you spot one, add it to the list!

interview	intervention	interpretation
international	internal	interior
interface	interest	interaction

Which prefix do you see around you the most? Don't forget spelling homework is set every Tues-

Writing

We are learning to use a dictionary to find out the definition of new words. Make a prediction (sensible guess) about what these topic words mean.



Then find the dictionary definition and compare it to yours: argument; interpretation; monsoon; nomadic; citadel.

Our writing unit is based on WONDER which is a autobiographical narrative. Can you change a situation in your life into a short story?

When you come to the end of reading the book at school, could you write or tell an alternative ending?



What could have happened differently?

Can you write a summary of the story using no more that 20 words?

Could you re-tell the story using pictures?

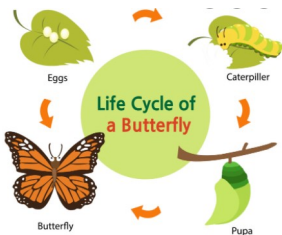
## Science

We are finding out about living things and lifecycles.



This will include looking at the lifecycles of mammals, insects and flowers.

You could observe lifecycles in your garden by looking out for butterflies and frogs. What stage are they at? What stage



has come before? What stage will come next? You could

safely visit a pond with an adult to observe tadpoles in their natural environment?

Plant some seeds and observe the lifecycle of the plant.



You could keep a journal to track the growth. Sweet peas, pea shoots and sunflowers are easy to grow at home!

## History

We are learning about the Indus Valley civilisation.



You could use the information you have learnt at school to create your own shoe box Indus Valley village using a mixture of natural and man-made materials. Draw a design first, then create. Make sure you include: places to live; a water supply; somewhere to keep animals; the Himalaya mountains and an area for cotton cultivation.



Think carefully about where to place these things to create your community. Tell an adult why you made these choices.

## Art

We are learning some different mark making techniques to enable us to draw in the style of Julie Rhodes.

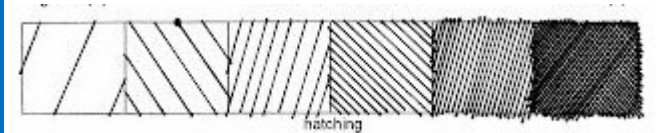


You could find out some more information about the artist. How long has she been a professional artist?

What does she use to add colour to her drawings?

You could use these techniques to draw your pet or favourite animal.

Could you teach these techniques to an adult at home and give them an art lesson? Remember the step by step techniques your teacher has taught you!



Could you use these mark making skills to create a picture of something different?