



Year 3

Summer 1

How to support your child's learning.

First follow the link (control and hover) [click here](#)

Mathematics

This half term in maths we will be continuing to look at multiplying and dividing by 4 and 8. In addition, we will be looking at the relationship between these times tables.

$$\begin{array}{lcl} 5 \times 2 & = & 10 \\ 5 \times 4 & = & 20 \\ 5 \times 8 & = & 40 \end{array}$$

double
half
double

10s	1s
9 8	14
-	6
8	8

Following this unit, we will be recapping column addition and then looking at column subtraction.

The children will be learning how to redistribute ones and tens. It is very important that the children understand how to layout the sum

so that all of the hundreds, tens and ones are in the correct column.


The children will need to have a solid understanding of how and why we redistribute the ones and tens. To secure this understanding, we will be using lots of practical equipment to practice these skills.

Don't forget you can also practice your times tables recall using TT Rock stars. If you have forgotten your log in and passwords, please email office@weltonprimaryschool.com or let your class



Reading

This half term, we will be reading the book 'The princess who hid in a tree'.



This book is based in the Anglo-Saxon times, which links in to our history topic for the term.

While reading this book, we will be working on our fluency and expression in oral reading. This includes paying attention to punctuation in the text and reading to entertain.

Additionally, we will be working on our inference and retrieval skills. Remember, there is more to reading than your child simply being able to read the words on the page. They need to show a good understanding of the content of the book too.

Please remember it is still expected that you are reading your child's home reading book with them regularly and returning it to school.

Spelling

In spelling we will be focusing on irregular past tense verbs - those verbs which do not follow the usual spelling rules. Some of the words we will be looking at are:

catch/caught, buy/bought, think/thought, run/ran, see/saw, write/wrote.

You can support your child with this at home by making sure they are using the correct form of the verbs at home in their spoken language.

Writing

This half term we are continuing to look at recounts. We will be focusing on writing letters. We will be comparing the differences between formal and informal letters and looking closely at the audience and purpose.



We will be exploring how to use coordinating conjunctions (a linking word which joins words, phrases and clauses together).

We will also be looking at subordinating conjunctions and subordinating clauses. Subordinating conjunctions are the first words within a subordinate clause. Subordinate clauses do not make sense on their own but, when they are used with a main clause, they create a complex (multi-clause) sentence. Subordinate clauses will always have a subject and verb within them, e.g. I played out until it went dark.

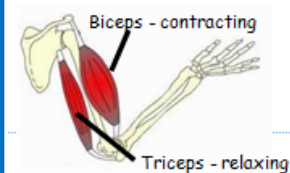
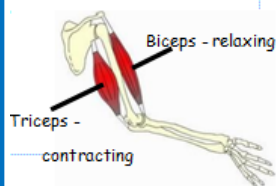
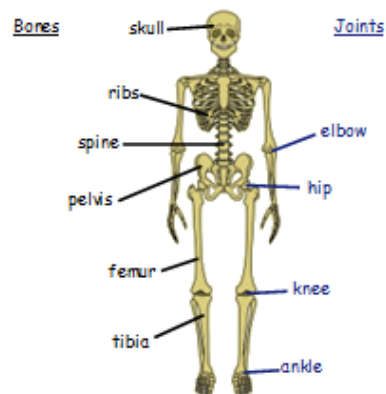
A useful website to access for more information and activities is BBC Bitesize!

Before	After	As
If	In order to	Unless
Where	When	Until
Even though	That	Then
Rather than	Once	Since
Although	Even if	Provided that
Because	Why	While
So that	Whether	Whenever

Science

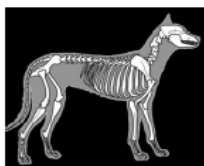
This term we are looking at the human body and some of the important features of it.

We will begin by looking at the human skeleton and the names of the different bones and joints.



We will then be looking at the muscles in the body and their purpose and function. To look at the way they work, we will try to replicate the pairs of muscles that relax and contract in the body.

Finally, we will look at the bodies of other animals. We will look at the different types of skeleton - endoskeletons and exoskeletons. The children will have the opportunity to sort animals into the two categories and look at the benefits for each animal depending on the skeleton type they have.



History

This half term in history, we will be taking a closer look at the Anglo-Saxons! We will use a variety of sources to understand the reasons for the arrival of the Saxons, why they migrated and the challenges they faced.



We will discover what life was like for the Anglo-Saxons by looking at artefacts that archaeologists have discovered in England.



In addition, we will look at King Alfred the Great and discover just how he earned his name!

Here is a useful link that will help you discover the lives of the Anglo-Saxons at home:

<https://www.bbc.co.uk/bitesize/topics/zxsbcdm>

You could also use the school or community library to find books about the Anglo Saxons!

Can you find out...

What are the similarities and differences of the Anglo Saxons and the Romans?

Art

In Art this term we will be exploring the works of Monet.




To begin the topic, we will recap and explore how to mix a range of colours, tints and shades.



We will then begin to explore a range of brushes to create different effects (impasto, dotting, splashing, scratching, stippling, dribbling).

These brushes will be used to create a range of different backgrounds and backwashes in the style of Monet.



Once the children have mastered the required skills, they will be creating an original piece of art that is



influenced by Monet and his 'Haystacks' piece. They will link this to their learning in history and base their art work on an Anglo-Saxon hut.