



Year 4

Spring 2

How to support your child's learning.
First follow the link (control and hover) [click here](#)

Mathematics

This half-term we will be looking at understanding and manipulating multiplicative relationships. Ask your child to find as many different multiplication and division equations using groups of objects. We will looking at multiplying and dividing by ten and one hundred. When on a walk or at the shops and you see a number, ask the children to multiply and divide by ten and one hundred.

Keep practising the times tables at home. Use the plastic wallets that were sent home at the beginning of the year.



Don't forget you can also practise your times tables recall using TT Rock stars. If you have forgotten your log in and passwords, please email office@weltonprimaryschool.com



Reading


Our class book this half-term is Asha and the Spirit Bird by Jasbinder Bilan.

It is the winner of the 2017 Times Children's Fiction

competition and a Costa Book Awards winner from 2019.

Reading books can be changed in the morning as soon as your child enters school. Books that need changing only need to be placed in the book basket and they will be changed. Your children can then collect their new books from the same basket at the end of the day. Please help your children develop their independence and responsibility skills by providing them a gentle reminder to complete this task on their own.

[Helping your children learn some of the common exception words would be really helpful.](#) Thanks.



Writing and Spelling

Writing

This half term we are writing a discussion text. We will be looking at writing a balanced argument and being able to conclude our writing with our own opinion. We will be using formal language and a range of different sentence openers to keep our discussions flowing.

We will continue to make sure we are consistently using our everyday toolkit, including presentation, using correct punctuation, use of the correct tense, and using a range of adverbials in our writing.

Noughts and crosses joining words (subordinate conjunction)

Find a funny picture, make a grid with joining words, say a sentence using one of the joining words, if your sentence makes sense, put a nought or cross on it. First one to get a row wins!

Challenge: create one accurate sentence using three joining words from a row on your grid.

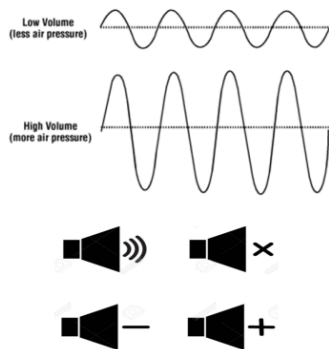
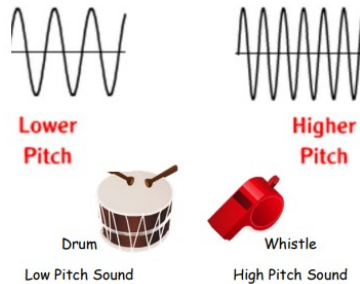
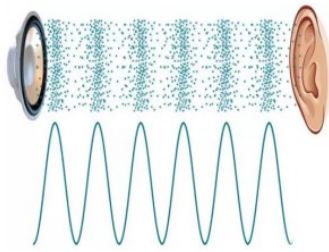
if	although	while
because	as	before
since	when	after



Science

In science our topic is sound. We will be looking and finding out about how we can hear, how sound travels and how sounds are made. We will learn about pitch and volume and how our ears can detect changes in pitch and volume.

Take a look at <https://www.kidsacademy.mobi/storytime/sound-science-experiments/> where you will find some exciting experiments you can do at home.



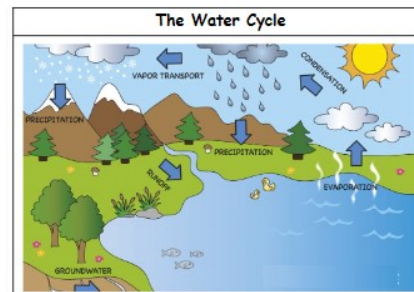
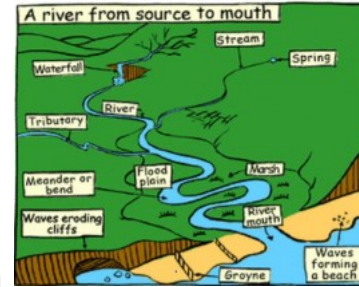
Geography

In Geography we are finding out about rivers and mountains

We will be looking at how different mountains are made. We will identify the highest mountains in the UK and the world. We will be exploring the journey of a river. We will find out about the longest rivers in the UK and the world.

You could research one of the highest mountains in the world and make a fact sheet about this. You could research one of the longest rivers in the world and explore whether it is a good idea to build towns near a river.

We will also be learning about the water cycle. You could identify the different processes of the water cycle outside.



Art

We will be finding out about the artist Georges Pierre Seurat in our Art lessons. You could support your child to find some facts out about Georges Seurat. Why is he significant?

We will be exploring painting using pointillism. You could support your child to explore this technique by using paint and creating tiny dots which will build up to create an image.

We will also be exploring adding texture to images by using different items such as glitter, saw dust and cotton wool. The children could explore adding different materials on their picture to create different textures.

