



# Year 3

# Spring 2

How to support your child's learning.  
First follow the link (control and hover) [click here](#)

## Mathematics

This half term in maths we will be looking at column addition. The children will be learning how to add three-digit numbers using the column method.

$$\begin{array}{r} 38 \\ 93 \\ \hline 131 \\ 1 \end{array} +$$

The children will be learning how to redistribute ones and tens. It is very important that the children understand how to layout the sum so that all of the hundreds, tens and ones are in the correct column.



We will also be focusing on the 2, 4 and 8 times tables and the relationships between these multiplication calculations. It would be helpful to support your child in learning these at home!

Don't forget you can also practice your times tables recall using TT Rock stars. If you have forgotten your log in and passwords, please email [office@weltonprimaryschool.com](mailto:office@weltonprimaryschool.com) or let your class teacher know.



## Spelling and Reading

This half term in reading we are reading Pippo the Fool. We will also be reading a variety of books all about Italy.



At home, you could try finding books about Italy in the local library, to do some research for our geography topic.

Please remember it is still expected that you are reading your child's home reading book with them regularly and returning it to school.

In Spelling we are continuing to practice out common exception words. Please support your child with learning their spellings at home, using the look, say, cover, write and check method.



We are also looking at knowing and spelling a variety of homophones including:

accept/except, affect/effect, ball/bawl, berry/bury, brake/break, fair/fare, grate/great, groan/grown, here/hear, heel/

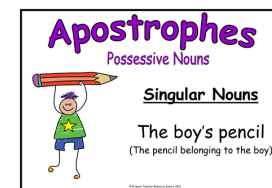
## Writing

This half term we are writing a "Wishing tale" based on the focus text Pippo the Fool. The children will be focusing on writing exciting openings to stories and how to make these openings engaging for the reader.

We will be using exciting noun phrases, using prepositions accurately and thinking about how to vary our use of sentence openers.

### Possessive apostrophes

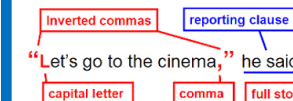
This term we will continue to look at how to use possessive apostrophes in our writing. You could practice using these at home by writing short sentences explaining what belongs to whom.



### Identify and punctuate direct speech

We are also continuing to identify and punctuate direct speech. Your child must be able to use speech marks correctly, as well as include all of the other punctuation needed.

If you child can confidently do this, they can practice using alternate words for 'said' and add some adverbs to their reporting clause, to make to more exciting for the reader. e.g. "Let's go!" shouted the boy excitedly.

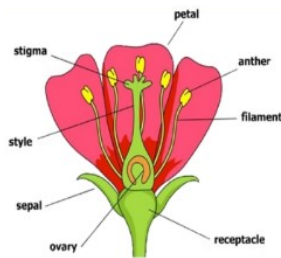



## Science

In Science, we are looking at plants. The children will need to draw on their prior knowledge of what a plant needs to grow and survive.

We will also be exploring the different parts of a plant and what the function of each part is. We will be focusing on:

- The roots
- The stem
- The leaves
- The flower



We will then move on to looking at the role of the flower in more detail and what each part of the flower is responsible for.

At home, you could search for the different parts of flowers in your garden. You could also buy some seeds and plant some flowers. Your child could use their knowledge of what plants need to grow to look after and care for your plants.

## Geography

In Geography we are learning about human and physical geographical features of Italy.

Can you make a list of human and physical geographical features?

You could look on Google maps and see if you can spot any features in Italy!



We will also be looking at countries in Europe and their capital cities. The children will be exploring important human and physical features throughout the continent.

**Vocabulary:** Border, language, Europe, tourism, famous, crowded, explore, climate, mountain, geographical features, region, population, currency, Mediterranean

## Art

In Art this term we will be exploring the works of Edward Hopper. We will be looking at how he uses light and dark to create contrast in his images.



We will practice our shading skills and discover techniques that we can adopt to create light and shadow in our pictures. We will discover how shade can be achieved through increasing pressure and different grades of pencil.

We will also have chance to use paints to discover the colours that Edward Hopper uses in his paintings.

Additionally, we will be exploring objects having a third dimension and how to draw using perspective.

