



Year 2

Spring 2

How to support your child's learning.

First follow the link (control and hover) [click here](#)

Mathematics

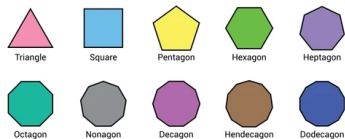
In Mathematics this term we will be continuing looking at multiplication, division structures and shape. You could ask your child to skip count in 2s, 5s and 10s both forwards and backwards. This could be made into a game where you give them a number to begin from and tell them to stop after 10 numbers. This is a structure they are already familiar with.

When we are looking at division structures you could give your child a certain amount of objects, such as counters, pasta pieces, buttons, and ask them to split it into equal groups of a certain amount. As we progress in the term you could provide children with simple division equations and ask them to find the product. E.g. $8 \text{ divided by } 2 = ?$

In shape we are looking at polygons and 3D shapes. You could ask your child to draw a regular polygon and explain why it is regular.

You could also ask your child to go on a hunt of a room and find a certain 3D shape such as cylinders. You could then discuss the properties of these shapes.

Types of Polygons



Reading

This half term our class book will be 'The Secret Garden'.

This story has fantastic links with our Science topic on plants.

You could try finding some alternative versions of the story and compare them. Talk about which you prefer? Why?

We have been trying hard to read with expression for characters during Spring 1 and will continue this focus when reading aloud in fluency sessions in Spring 2.

You can support your child at home by reading regularly each week and working on accuracy, automaticity and intonation skills. You could support your child to answer simple retrieval questions from texts using skimming and scanning techniques or ask them inference questions, encouraging them to provide evidence for their answers.



Writing and Spelling




In English, we will be writing portal stories. We will be immersing ourselves in the genre by reading short extracts as a class and analysing authors purpose.

We will be learning how to use description to make our writing exciting to read by adding adjectives, alliteration and similes.

At home you could try uplevelling a simple sentence (e.g. The girl turned the key) by adding description in to make it more interesting. You could also support your child by reading other portal stories at home and analysing the common language and structural features they include.




Your child could make a picture story map retelling one of the stories they read or perhaps they could write an alternative ending to one of the stories they enjoyed.



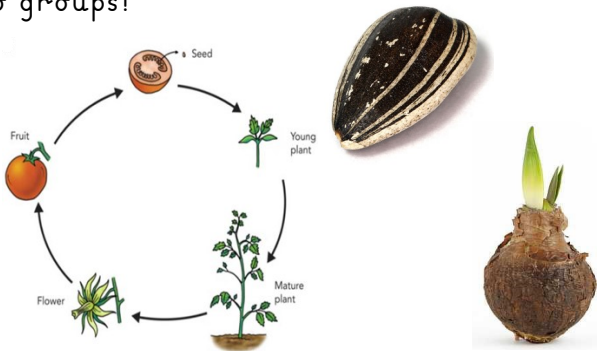
Science

In Science we will be finding out how seeds and bulbs grow into mature plants. We will discuss the lifecycle of plants and plant seeds of our own, completing a fair test investigation.



We will look at how plants need water, light and a suitable temperature to grow and stay healthy. We will discuss what would happen if one of these conditions were taken away and how plants have adapted to their surroundings.

You could support your child by observing plants in your own garden/local area, encouraging your child to record what they see by drawing or writing. Perhaps you could plant seeds/bulbs of your own and make observations over time about what you have notice as they grow? You could look at seeds/ bulbs and observe them with a magnifying glass noticing their similarities and differences. How could you sort them into groups?



History

In History, we are learning about Queen Victoria and how she became Queen. We will be looking at a timeline of her reign, as well as investigating why she is famous and what she did during her reign as queen. With your child, you could research Queen Victoria coming to Hull on the internet. Ask questions such as 'Why do you think she came to Hull?'



We will be looking at what a monarch is. With your child you could create a picture of a monarch they would like to see on the throne in the future. What personality traits does this future monarch have? Children have looked at school life in Victorian times in their autumn history unit. You could recap this learning with them and create a mind map of what they can remember life was like for children in Victorian times.

You could also look at Queen Elizabeth II and what she did for our country. You could use the platinum jubilee book to explore this further. Maybe you could look at when she also visited Hull and ask them to think about how think people felt about her opening the Humber Bridge?'



Art



We will be finding out about the artist Franz Bauer in our Art lessons. You could support your child to find some interesting facts out about him.

When do you think he was alive? Why is he significant? What sort of art do you think he did?

We will be analysing and exploring his techniques focussing on colours, shapes, patterns and texture. We will be annotating his existing artwork thinking about our own likes/dislikes. We will then begin to create own observational drawings based on Bauer's techniques using a range of different pencil grades

You could encourage your child to practise making thick/thin/straight/curved lines and practise how to make darker and lighter shades using pencil pressure.

